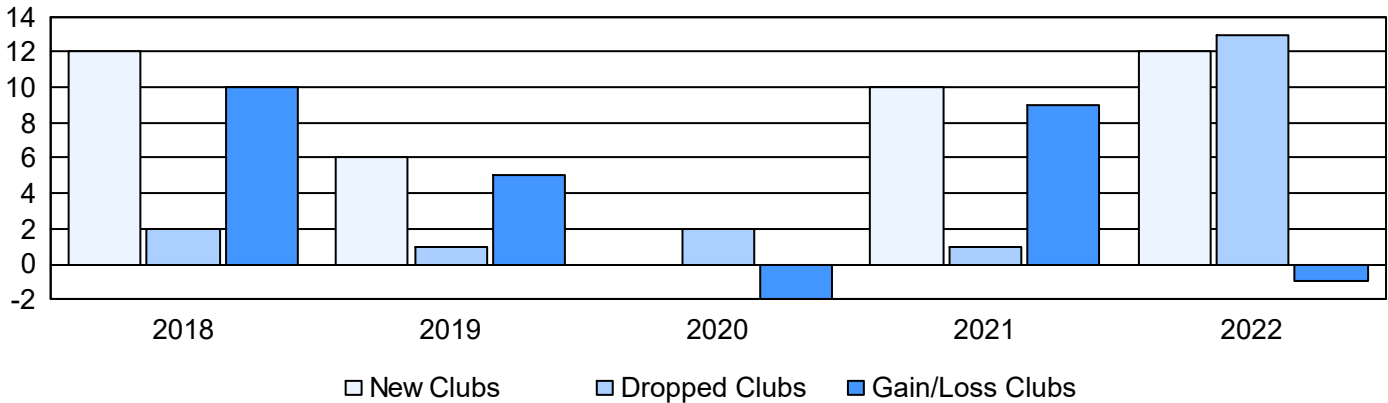
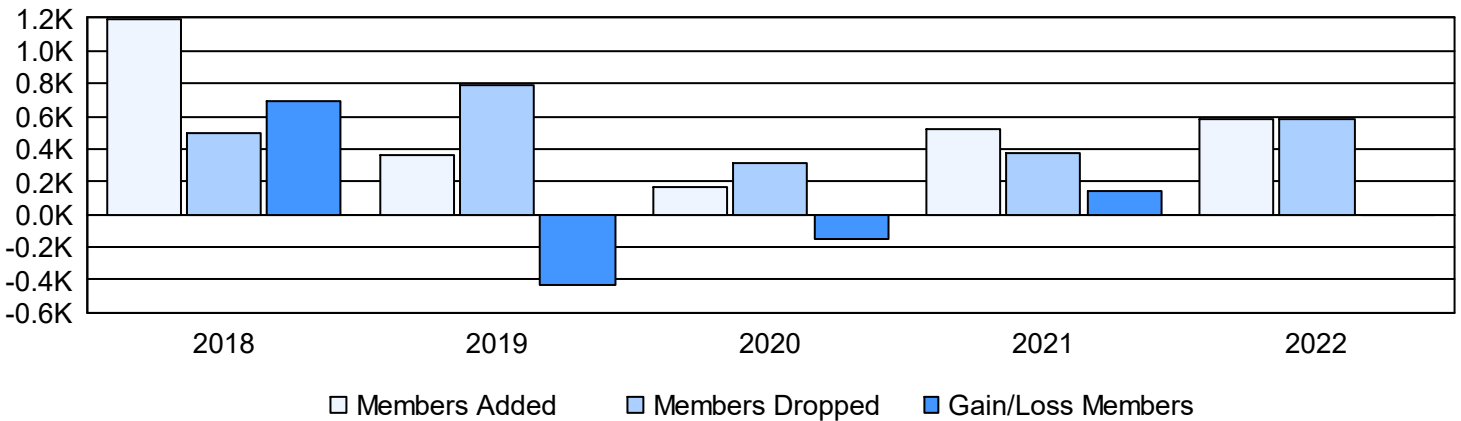


Year	New Clubs	Dropped Clubs	Gain/ Loss Clubs	New Members	Charter Members	Reinstate Members	Transfer Members	Total Member Added	Total Members Dropped	Gain/ Loss Members
2017-2018	12	2	10	819	289	78	2	1,188	492	696
2018-2019	6	1	5	143	195	12	7	357	789	-432
2019-2020	0	2	-2	117	32	15	2	166	319	-153
2020-2021	10	1	9	120	313	72	15	520	373	147
2021-2022	12	13	-1	288	277	12	7	584	585	-1
<b>Average</b>	<b>8</b>	<b>4</b>	<b>4</b>	<b>297</b>	<b>221</b>	<b>38</b>	<b>7</b>	<b>563</b>	<b>512</b>	<b>51</b>

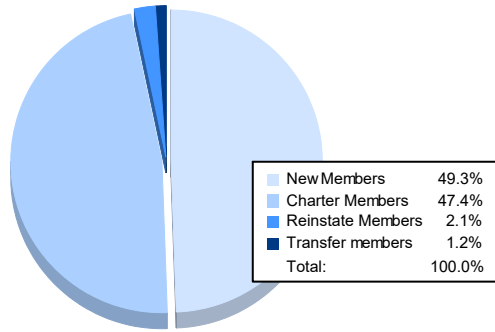
### Clubs



### Members



### Membership Composition June 2022 Cumulative



### Gender Composition June 2022 Cumulative

